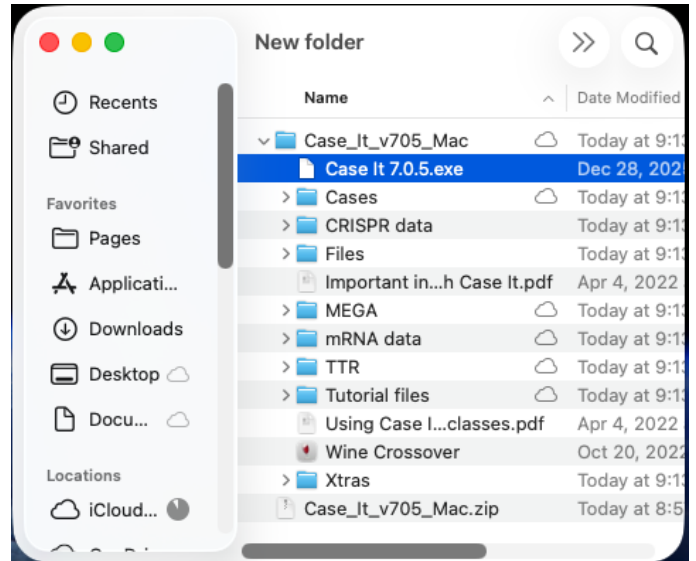
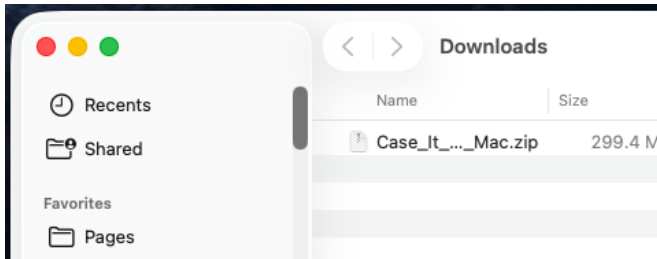


RUNNING CASE IT ON MAC OPERATING SYSTEMS - revised 01/01/26

Note: Case It v705 is a Windows application that runs on Macs via Wine Crossover, a separate application included with the Case It download. **This software is safe to run on your computer.** The Case It simulation, developed with NSF support, has been downloaded thousands of times over a 20+ year period with no reports of malware or compromised privacy. Contact mark.s.bergland@uwrf.edu if you have any questions about the safety and security of Case It software.

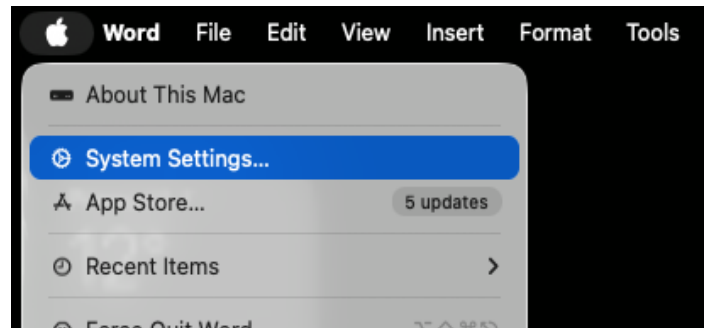
The following steps are necessary to run Case It v705 on your Mac:

1. Click to download [Case_It_v705_Mac.zip](#) and move that file from the Downloads folder (below left) to a new folder that you have created on your desktop (zipped file shown at bottom in the image on the right).
2. Double-click the zipped file to extract it**. A folder will appear named **Case_It_v705 Mac** (top of image on right).
3. Double-click the executable file (**Case It v7.0.5.exe**) which is inside the Case_It_v705 Mac folder.

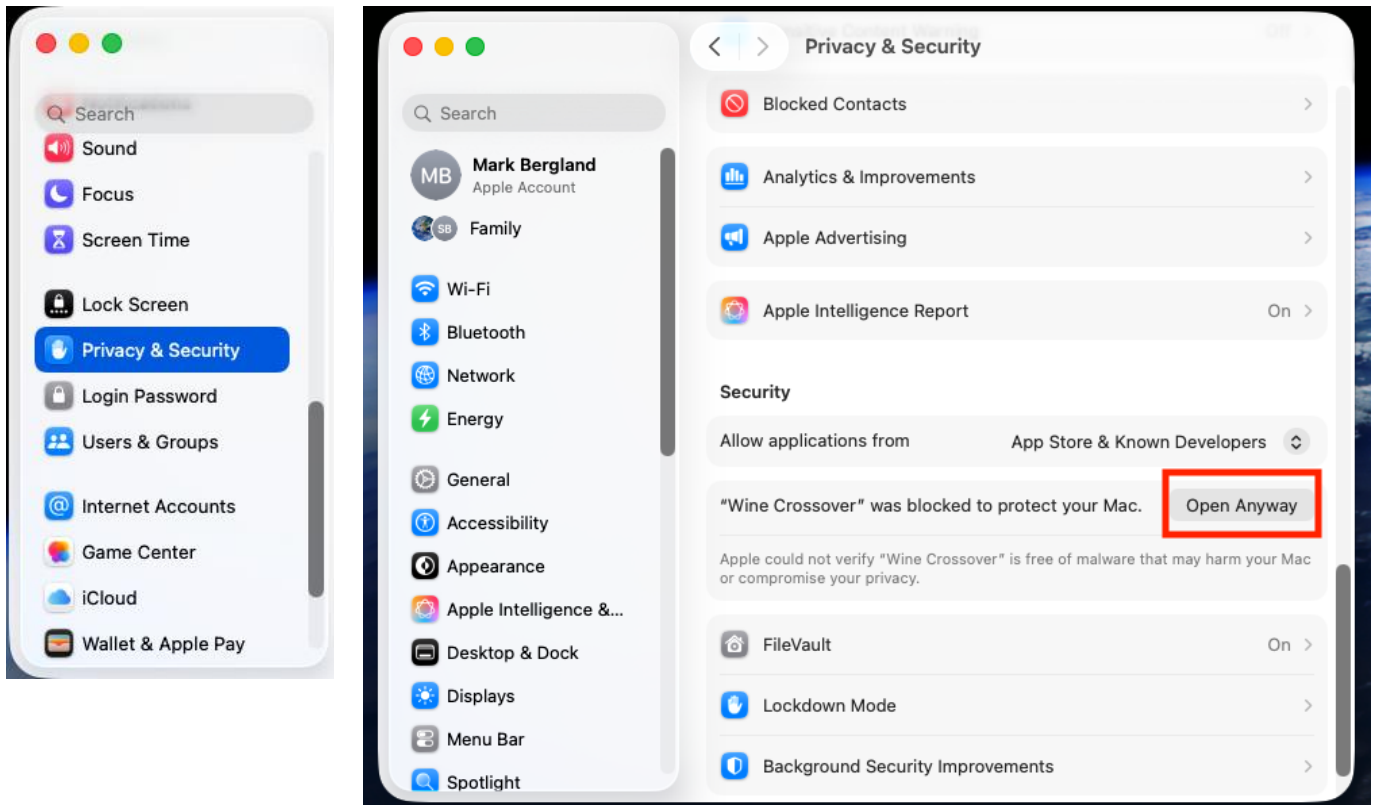


****If the file was automatically unzipped, move the extracted folder (Case_It_v705_Mac) to the new folder on your desktop.**

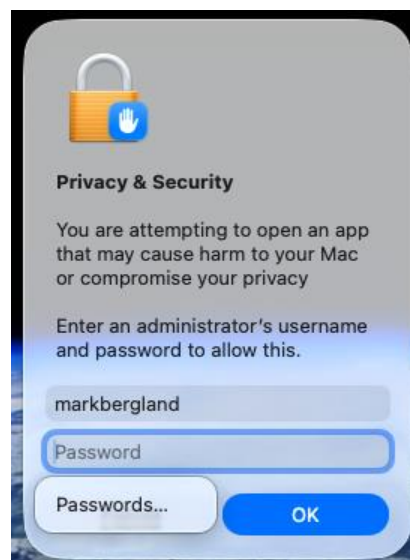
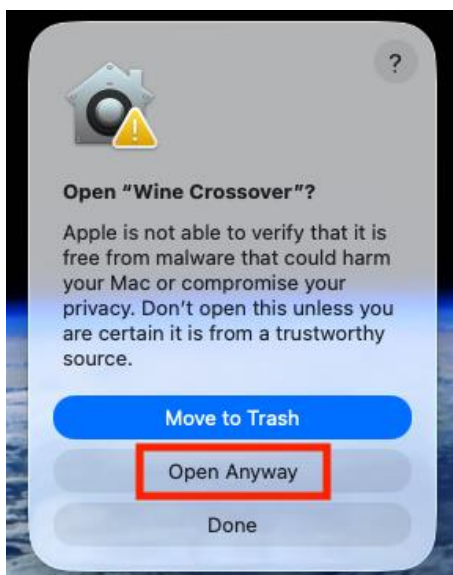
4. A message will appear that says, "Wine Crossover Not Opened" (below left). Click the **Done** button (red box).
5. Open your **System Settings** via the **Apple** menu of your computer (below right).



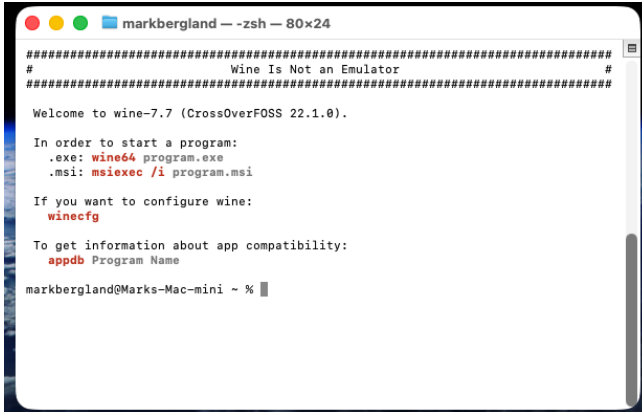
6. Locate **Privacy and Security** in System Settings (below left) and **scroll to the bottom of that screen** (below right).
7. A message says “Wine Crossover” was blocked to protect your Mac. Click **Open Anyway** (red box).



8. Another message will appear (below left). Click **Open Anyway** again (red box).
9. You will then need to enter an “administrative username and password” to continue (below right). This is the same username and password that you use to sign in to your computer.



10. A window will appear as shown below. You can ignore this window and close it.



```
markberglan — zsh — 80x24
#####
#                               Wine Is Not an Emulator                               #
#####
Welcome to wine-7.7 (CrossOverFOSS 22.1.0).

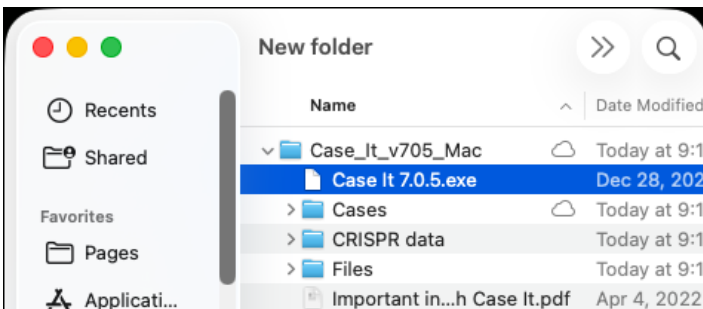
In order to start a program:
.exe: wine64 program.exe
.msi: msiexec /i program.msi

If you want to configure wine:
winecfg

To get information about app compatibility:
appdb Program Name

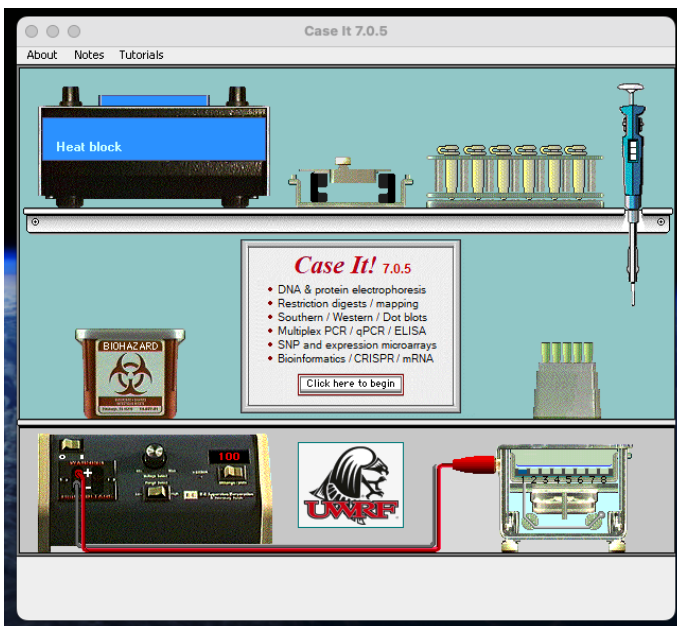
markberglan@Marks-Mac-mini ~ %
```

11. Double-click again on **Case It v705.exe** (below left). A message will appear (below right). Click **Allow** (red box).



12. After a brief pause Case It v705 will open, as indicated by the splash screen below.

13. Watch the YouTube video entitled [Overview of the Case It interface](#). Tutorials for the various laboratory procedures can be found at the the Case It [Tutorials](#) page. Video tutorials can also be accessed via the [Case It YouTube channel](#).



IMPORTANT! Make sure to **leave everything inside the Case It folder** and run the executable from inside that folder.

If an error message appears that a file is missing, or if a folder appears to be empty when you attempt to open files (e.g. DNA, protein, enzyme), follow these steps:

(1) Close the program, (2) move the entire Case it folder to the desktop, and (3) restart the program. If the Case It folder is already on the desktop, (4) **create a new folder on the desktop**, (5) move the Case It folder inside it, then (6) restart the program. This procedure only will only have to be done once.

© 2026 Mark Bergland, Professor of Biology emeritus, University of Wisconsin – River Falls